

The 2002 Pittsburgh Jewish Community Study

GEOGRAPHY: COMMUNITY CHANGE & COMMUNITY CONTINUITY

United Jewish Federation of Greater Pittsburgh

in partnership with the

Jewish Healthcare Foundation

Ukeles Associates, Inc.

Marketing Systems Group - GENESYS

International Communications Research

December, 2002 (revised)

GEOGRAPHY: COMMUNITY CHANGE & COMMUNITY CONTINUITY

The Geography of Greater Pittsburgh's Jewish Community - including Community Stability and Community Change - is the focus of this section of the *Final Report*.

Geography

- Where do Jewish households live in 2002?
- What proportion of Jewish households live in Squirrel Hill - and in areas neighboring Squirrel Hill?
- What other areas of Jewish concentrations exist in Greater Pittsburgh, especially in the suburbs?

Squirrel Hill

- Does Squirrel Hill appear to be growing, stable or declining as a Jewish community?
- Is Squirrel Hill an aging Jewish community? a balanced community?
- Do Pittsburgh Jews feel that Squirrel Hill is the focus of their Jewish life?

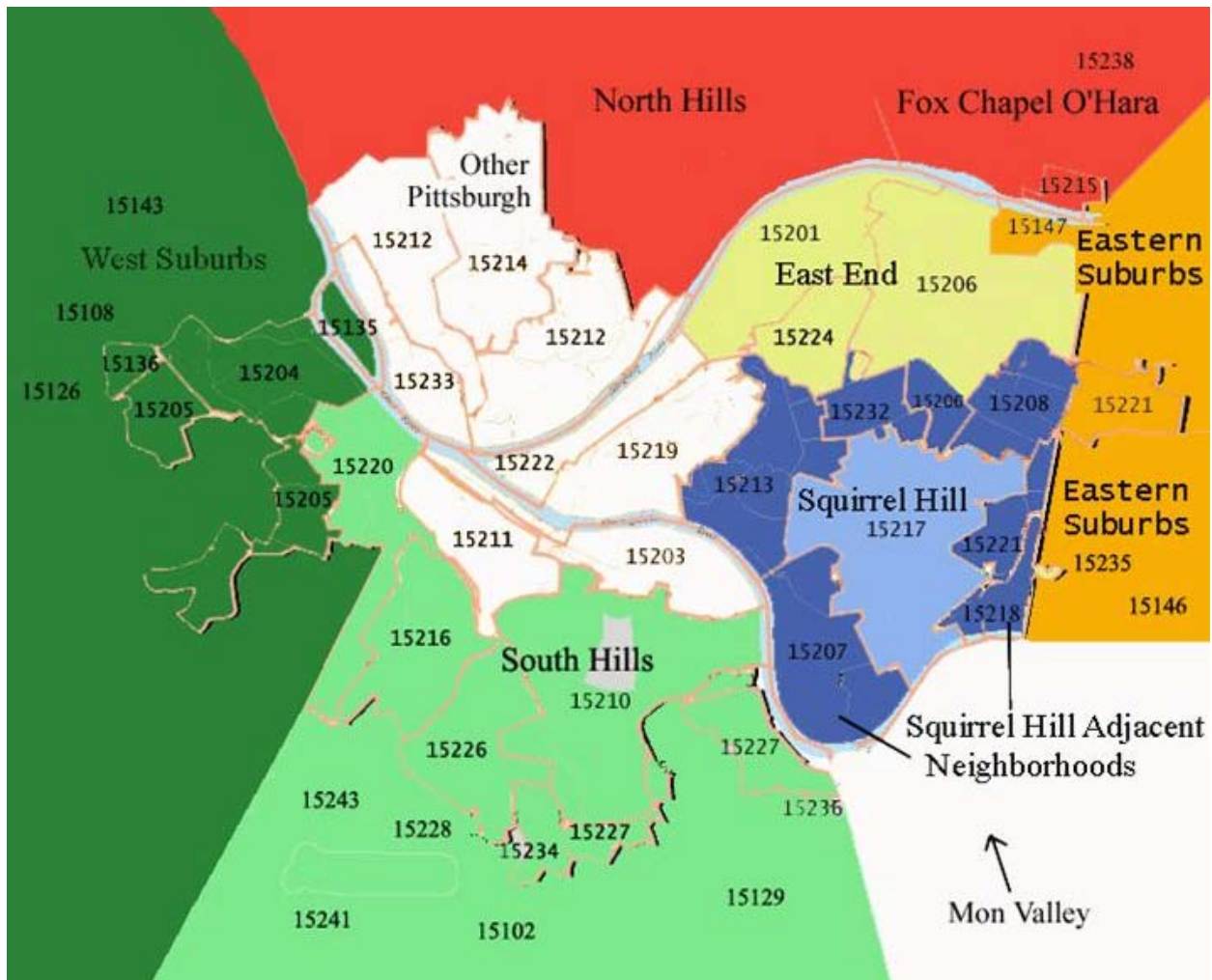
Stability and Change

- Where do newcomers to the region live?
- Do Jewish households in Greater Pittsburgh plan to remain in their current residence, or do they plan to move?
- Where might they move to: somewhere else in Pittsburgh or outside the area?
- Do young Pittsburgh Jews leave Pittsburgh, and never return?
- Do adult children from Pittsburgh Jewish households establish their own households in Pittsburgh, or outside the area?

GEOGRAPHY: COMMUNITY CHANGE & COMMUNITY CONTINUITY

The Key Geographic Areas in Which Jewish Households Reside in Greater Pittsburgh are (1) Squirrel Hill, (2) Squirrel Hill Adjacent Neighborhoods, (3) the South Hills area, (4) the Eastern Suburbs, and (5) Fox Chapel-North Hills. These areas are outlined in regional context below.¹

Exhibit 22. Map of Jewish Pittsburgh Geographic Areas



¹ Appendix Table A5 lists the zip codes assigned to each of the geographic areas in Greater Pittsburgh.

GEOGRAPHY: COMMUNITY CHANGE & COMMUNITY CONTINUITY

Squirrel Hill Remains a Major Center for the Jewish Community of Greater Pittsburgh.

Squirrel Hill, zip code 15217, has 5,900 Jewish Households within its borders, 28% of all Jewish households in Greater Pittsburgh.

“Squirrel Hill Adjacent Neighborhoods,” areas in zip codes surrounding Squirrel Hill, have 3,900 Jewish Households. These neighborhoods include Oakland, Shadyside, Point Breeze, and include 19% of all Jewish households in 2002.²

Squirrel Hill and Squirrel Hill Adjacent Neighborhoods - sometimes referred to as “Greater Squirrel Hill” - include 47% of all Pittsburgh households.

Exhibit 23. Pittsburgh Jewish Households by Geographic Areas,
2002 Pittsburgh Jewish Community Study

Area	Number of Jewish Households	Percent of Total
Squirrel Hill	5,900	28%
Squirrel Hill Adjacent Neighborhoods	3,900	19
South Hills	3,000	14
East Suburbs	2,600	13
Fox Chapel – North Hills	1,900	9
Western Suburbs	1,100	5
East End	1,000	5
Mon Valley	500+	3
Miscellaneous Pittsburgh	500	2
Missing Data	500	2
TOTAL	20,900	100%

² For Squirrel Hill adjacent neighborhoods, households in two zip codes (15206 and 15221) which were contiguous to Squirrel Hill but which also bordered the Eastern Suburbs and the East End were analyzed in more geographic detail and apportioned to Squirrel Hill Adjacent Neighborhoods only if they were close to zip code 15217. If not, they were assigned to the East End (15206) or the Eastern Suburbs (15221).

GEOGRAPHY: COMMUNITY CHANGE & COMMUNITY CONTINUITY

Suburban Jewish Areas Have Become Key Jewish Residential Areas.

The three key suburban geographic centers of Jewish residence listed below (see map on preceding page) have emerged as residential areas with significant numbers of Jewish households.

- **The South Hills** area has approximately 3,000 Jewish households, 14% of all Pittsburgh Jewish households. The center of this suburban Jewish area is Mt. Lebanon. While the map showed a very broad definition of the South Hills to include most of the survey interviews, the four zip codes in **Mt. Lebanon**³ include 2,000 of these Jewish households (roughly 10% of all area Jewish households).
- **The Eastern Suburbs**, including Monroeville and Western Westmoreland: an estimated total of 2,600 Jewish households.
- **Fox Chapel / O’Hara Township and the adjacent North Hills area**: an estimated 1,900 Jewish households;⁴ approximately 800 Jewish households live in the two specific Fox Chapel zip codes.⁵

Thus, approximately 7,500 Jewish households live in these three suburban areas — 36% of all Greater Pittsburgh Jewish households — compared to 9,800 Jewish households in Squirrel Hill and Squirrel Hill Adjacent Neighborhoods (47% of all households). These are the major concentrations of Jewish residences in the region.

Smaller concentrations of Jewish households exist in the Western Suburbs (1,100 Jewish households, 5%, in a vast area) and in the East End (1,000 Jewish households, 5%). Rather than being an expanding area, the East End is apparently in a state of (Jewish household) decline.

³ 15228, 15234, 15241 and 15243.

⁴ In order to have sufficient interviews for detailed geographic analysis, Fox Chapel-O’Hara Township and the North Hills have been combined. The data file allows for separation of these areas, although the number of interviews in the combined area is just over 100, and is obviously smaller when the two areas are split.

⁵ 15215 and 15238. The remaining households do not necessarily live in North Hills, since there are several zip codes which are adjacent to Fox Chapel – O’Hara Township but not geographically in the North Hills proper.

GEOGRAPHY: COMMUNITY CHANGE & COMMUNITY CONTINUITY

In 2002, Squirrel Hill Is Still an Important Social and Psychological Focus of Jewish Family Life in Pittsburgh - but Not for All Respondents in All Areas.

All respondents were asked, “Is Squirrel Hill the focus of your / your family’s Jewish life in Pittsburgh?” Forty-one percent (41%) of all survey respondents say “definitely yes” and another 15% respond “probably yes.” For 44% of all respondents, Squirrel Hill was not the central focus of their Pittsburgh Jewish life.

- 78% of Squirrel Hill respondents definitely view Squirrel Hill as the center of their family’s Jewish life;
- In contrast, only 9% of South Hills respondents definitely view Squirrel Hill as the focus of their Jewish life in Pittsburgh; 81% of South Hills respondents replied “no,” Squirrel Hill was not the center of their Jewish life.

Exhibit 24. Percent of Respondents Who Say Squirrel Hill Is the Focus of Their Household’s Jewish Family Life in Pittsburgh, 2002 Pittsburgh Jewish Community Study

Respondent Lives In:	Definitely Yes	Probably Yes	No	Total
Squirrel Hill	78%	13	9	100%
Squirrel Hill Adjacent Neighborhoods	40%	22	38	100%
South Hills	9%	10	81	100%
Eastern Suburbs	34%	12	54	100%
Fox Chapel – North Hills	22%	15	63	100%

GEOGRAPHY: COMMUNITY CHANGE & COMMUNITY CONTINUITY

Jewish Households, Jewish Persons, and All People Living in Jewish Households.

Exhibit 25 includes data on not only the number of Jewish households by geographic area, but adds the dimension of the number of Jewish persons, and the number of all people living in Jewish households.

While Squirrel Hills Adjacent Neighborhoods include 3,900 Jewish households, only 5,700 Jewish persons and 7,600 people (household size average is 2.0) live in this area's Jewish households.

In contrast, the South Hills (with 900 fewer Jewish households) has more Jewish persons and more people in these households (household size average is 2.8). For similar reasons, the East Suburbs and Fox-Chapel-North Hills Jewish households have almost as many Jews as Squirrel Hills Adjacent Neighborhoods Jewish households, despite many fewer Jewish households residing in these suburban centers.

Exhibit 25. Numbers of Jewish Households, Jewish Persons and All People in Jewish Households by Geographic Areas, 2002 Pittsburgh Jewish Community Study

Area	Number of Jewish Households	Number of Jewish Persons	Number of All People in Jewish Households
Squirrel Hill	5,900	13,900	15,400
Squirrel Hill Adjacent Neighborhoods	3,900	5,700	7,600
South Hills	3,000	6,400	8,500
East Suburbs	2,600	5,500	6,600
Fox Chapel – North Hills	1,900	5,000	7,300
Western Suburbs	1,100	1,600	2,700
East End	1,000	1,700	2,700
Mon Valley	500+	800	900
Miscellaneous Pittsburgh	500	500+	1000
Missing Data	500	1,100	1,600
TOTAL	20,900	42,200	54,200

GEOGRAPHY: COMMUNITY CHANGE & COMMUNITY CONTINUITY

Jewish Persons: Patterns by Geographic Areas.

Exhibit 26 organizes the data to focus on the number and percentage of Jewish persons (and Jewish households) by geographic area.⁶ In Squirrel Hill, 90% of the people living in Jewish households are Jewish. In comparison, for all Pittsburgh Jewish households included in the study, 78% of the people living in these households are Jewish.

Squirrel Hill includes 33% of all Jews (adults self-identifying as Jews and children being raised as Jews) in Greater Pittsburgh - compared to having 28% of the area's Jewish households. Given small household size, Squirrel Hill Adjacent Neighborhoods accounted for 19% of the Jewish households but only 14% of the Jewish persons.

Squirrel Hill and Adjacent Neighborhoods include 47% of the Jewish households and 47% of the Jewish persons. The three suburban areas that we have highlighted (South Hills, East Suburbs, Fox Chapel-North Hills) include 36% of the households and 40% of the Jewish children/adults.

Exhibit 26. Percents of Jewish Households, Jewish Persons and All People in Jewish Households by Geographic Areas, 2002 Pittsburgh Jewish Community Study

Area	Percent of All Jewish Households in Greater Pittsburgh	Percent of All Jewish Persons in Greater Pittsburgh	Percent of All People in Household Who Are Jewish
Squirrel Hill	28%	33%	90%
Squirrel Hill Adjacent Neighborhoods	19	14	75%
South Hills	14	15	75%
East Suburbs	13	13	83%
Fox Chapel – North Hills	9	12	68%
Western Suburbs	5	4	59%
East End	5	4	63%

⁶ We have eliminated the Mon Valley, miscellaneous Pittsburgh, and missing zip code data to both simplify presentation and to avoid over-analyzing these areas with few interviews, small estimated numbers and statistically unreliable data.

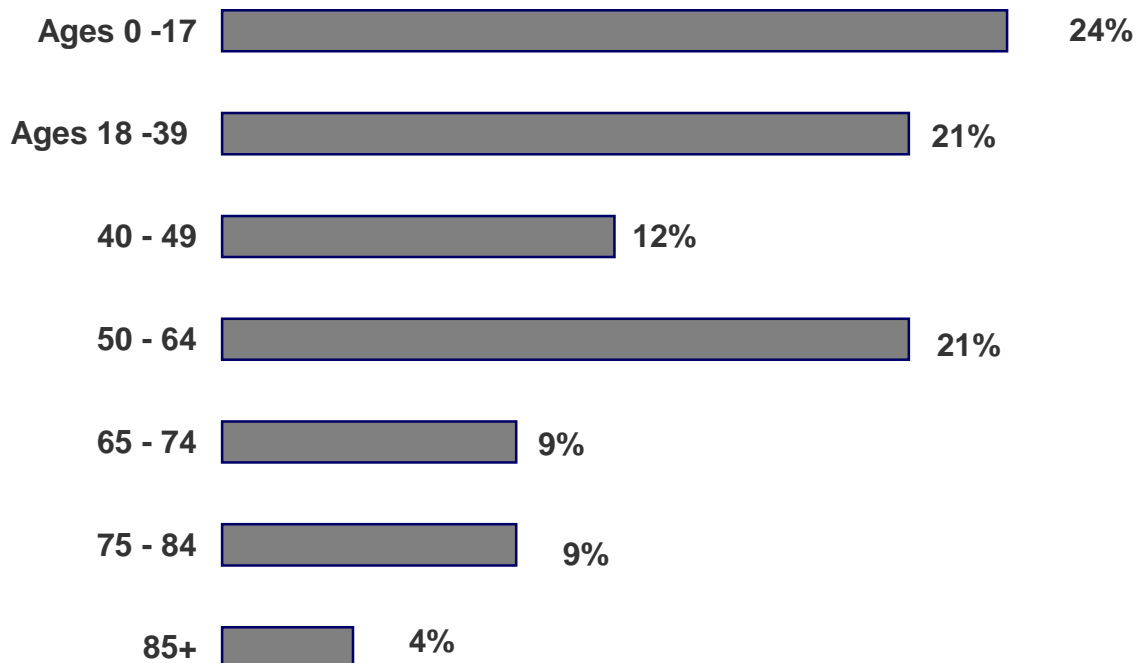
GEOGRAPHY: COMMUNITY CHANGE & COMMUNITY CONTINUITY

Squirrel Hill – Zip Code 15217 – is Neither a Declining Jewish Neighborhood Nor an Especially Old Jewish Neighborhood .

In 1993, a planning report estimated that there were 5,500 Jewish households living in zip code 15217: Squirrel Hill. The 2002 estimate that 5,900 Jewish households live in zip code 15217 indicates that Squirrel Hill remains a vibrant Jewish community.⁷

The age structure of people living in Squirrel Hill indicates an exciting — and encouraging for the future — balance between young and old; 24% of Squirrel Hill Jewish household members are children (under age 18), 21% are between the ages of 18 and 39, 21% are between ages 50 and 64, and 22% are ages 65 and over.

Exhibit 27. Age of All People in Squirrel Hill (Zip Code 15217),
2002 Pittsburgh Jewish Community Study



⁷The 1984 Jewish community study geographic area analysis is not helpful for analyzing long term trends. The report divided the community into seven regions, and did not include zip code data. The regions did not isolate Squirrel Hill, but included it as part of Region “IV”: Squirrel Hill, Point Breeze, Hazelwood, Glenhazel, Greenfield and Regent Square, with an estimate of 7,500 Jewish households. Oakland and Shadyside were included in Region VI, which also included the Strip, Downtown, Uptown, and the Hill District: 2,200 households.

GEOGRAPHY: COMMUNITY CHANGE & COMMUNITY CONTINUITY

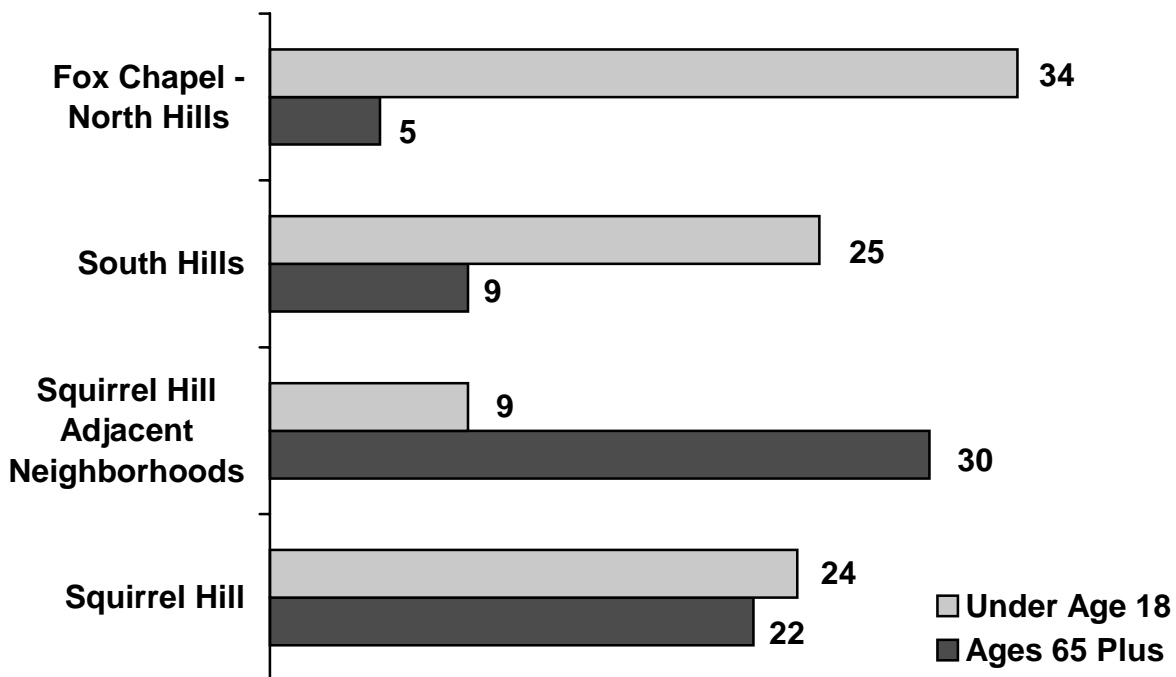
Squirrel Hill Adjacent Neighborhoods has the Highest Percentage of Older People in Jewish Greater Pittsburgh, and an Extremely Low Percentage of Children.

- 9% of people living in the Squirrel Hill Adjacent Neighborhoods area are under age 18, while 30% are age 65 or older.
- In Squirrel Hill, the comparable percentages are 24% under age 18, and 22% age 65 or older.

In Fox Chapel-North Hills and the South Hills area, there are many more children living in Jewish households than there are seniors age 65+.

- One-third of Fox Chapel – O’Hara Township Jewish household residents are under age 18, compared to only 5% seniors.
- In the South Hills, 25% of household members are children, 9% are seniors.

Exhibit 28. Percentage of ALL People Living in Jewish Households Who Are Children Under Age 18 or Seniors Age 65+ by Key Geographic Areas, 2002 Pittsburgh Jewish Community Study



GEOGRAPHY: COMMUNITY CHANGE & COMMUNITY CONTINUITY

Newcomers to Jewish Greater Pittsburgh and Geography.

Overall, approximately 16% of survey respondents report that they had moved into the Greater Pittsburgh area during the decade preceding the survey.

These “newcomers” have moved into almost all geographic areas, except the Eastern Suburbs. Only 6% of East Suburb respondents report that they moved to Pittsburgh during the last ten years, compared to 15% of Squirrel Hill, 18% of Squirrel Hill Adjacent Neighborhood, 12% of South Hills, and 18% of Fox Chapel-North Hills respondents.⁸

Exhibit 29. Newcomers to Jewish Pittsburgh by Key Geographic Sub-Areas, 2002 Pittsburgh Jewish Community Study

Area	Newcomers to Pittsburgh In Last Decade	Lived In Pittsburgh 10-19 Years	Born Pittsburgh Or Lived In Pittsburgh For 20+ Years	Total
Squirrel Hill	15%	11	74	100%
Squirrel Hill Adjacent Neighborhoods	18%	11	71	100%
South Hills	12%	11	77	100%
East Suburbs	6%	6	88	100%
Fox Chapel – North Hills	18%	13	68	100%
Western Suburbs	21%	11	68	100%
All Pittsburgh Areas	16%	11	73	100%

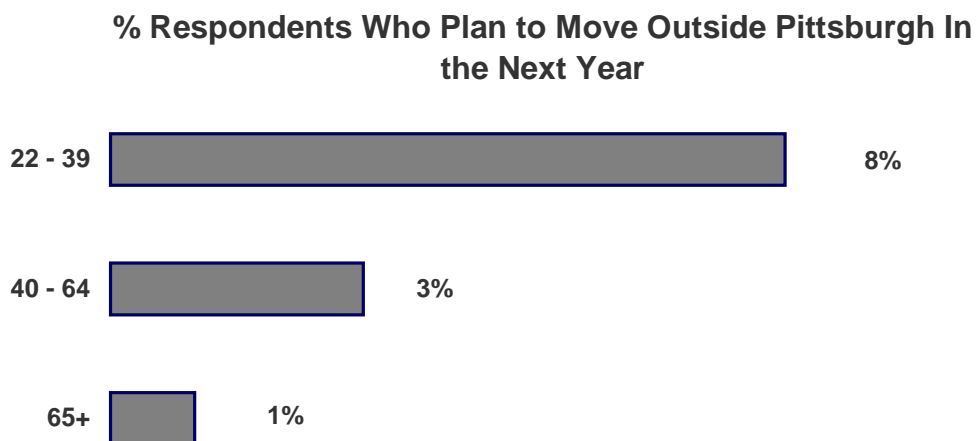
⁸ In the Western Suburbs, 21% of survey respondents had move there during the past decade, all during the last four years.

GEOGRAPHY: COMMUNITY CHANGE & COMMUNITY CONTINUITY

The Vast Majority of Survey Respondents Do Not Expect to Move in the Immediate Future.

- Only 15% of all respondents planned to move (7% “definitely”), while 25% would “probably not move” and 60% would “definitely not move.”
- Among those who would definitely/probably move, 34% planned to stay in their Pittsburgh neighborhood, 36% planned to move to a different neighborhood (**Squirrel Hill** was the most cited new neighborhood for those respondents who planned to move outside their current neighborhood), and 30% planned to move outside Pittsburgh.
- In sum, only 4% of all survey respondents planned to move outside Pittsburgh within the next year.
- While young adult respondents (ages 22-39) were the most likely group to plan to move, only 8% planned to move outside the Pittsburgh area.

Exhibit 30. Plans To Move Outside of Pittsburgh Area Within a Year After the Survey Interview by Age of Respondent, 2002 Pittsburgh Jewish Community Study



GEOGRAPHY: COMMUNITY CHANGE & COMMUNITY CONTINUITY

Do Young Pittsburgh Jews Leave Pittsburgh Forever, or Do They Leave and Then Return?

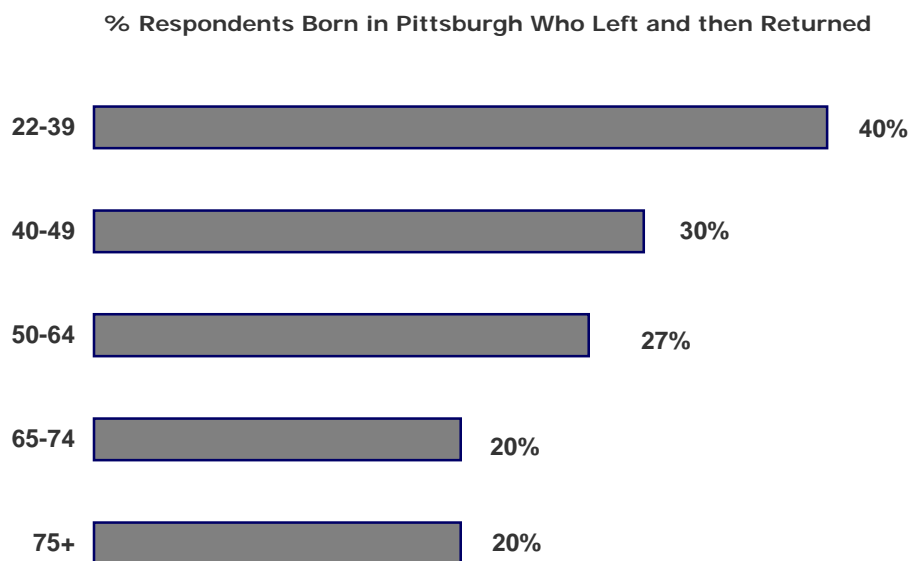
Another perspective on the vitality of the Pittsburgh Jewish community emerges from an analysis of place of birth and whether the survey respondent ever left Pittsburgh and then returned.

As noted earlier 49% of the respondents were born in Pittsburgh. Of these, one-in-four were “Returning Sons & Daughters” — they had at some time left the area, but then returned to live in Greater Pittsburgh.⁹

Among younger respondents (ages 22-39), the percentage of Pittsburgh born respondents who has left and then returned to live in Pittsburgh was higher: 40%.

While the percentage of “Returning Sons & Daughters” declines among older respondents, within each age group a sizeable proportion of Pittsburgh born respondents leave, but return.

Exhibit 31. Percentage of Pittsburgh Born Survey Respondents Who had Left the Area, but then Returned to Live in Pittsburgh, 2002 Pittsburgh Jewish Community Study



⁹ Of course, we do not have data on those Pittsburgh born Jews who left the area, and never returned. Place of birth percentages from this perspective are: 36% born and always lived in Pittsburgh; 13% born in Pittsburgh, left, returned.

GEOGRAPHY: COMMUNITY CHANGE & COMMUNITY CONTINUITY

Do Adult Children Remain in the Pittsburgh Area?

Yet another perspective on the vitality of the Pittsburgh Jewish community emerges from an analysis of the place of residence of the adult children of 2002 Pittsburgh Jewish Community Population Survey respondents who were at least 50 years old.

80% of survey respondents age 50 and over report that they have at least one adult child:

- Among these households, 25% report that an adult child lives within the household;
- 48% report that although an adult child does not live in the household, at least one adult child maintains a separate residence in the Pittsburgh area;
- 27% report that all adult children live outside Pittsburgh only.

Exhibit 32. Do Adult Children of Pittsburgh Respondents Live in Pittsburgh or Outside of Pittsburgh, by Age of Respondents (Respondents Ages 50+ only), 2002 Pittsburgh Jewish Community Study

An Adult Child Lives¹⁰	Age of Respondent		
	Ages 50- 64	Ages 65 – 74	Ages 75+
In Respondent's Household	41%	15%	6%
Outside Respondent's Household, but in Pittsburgh	36	62	58
Only Outside Pittsburgh	23	24	36
Total	100%	100%	100%

¹⁰ Table excludes respondents ages 50+ who do not have any adult children.